

Wishmaker®s
★ ON CAMPUS ★

Wishmaker[®]s ★ ON CAMPUS ★

WHAT IS WISHMAKERS ON CAMPUS[®]?

Wishmakers on Campus is a program designed for local schools, churches, and youth organizations that gives students the opportunity to help make wishes come true for children with life-threatening medical conditions. Being a part of Wishmakers on Campus fosters concepts including:

- ★ Community Service
- ★ Entrepreneurship
- ★ Money Management
- ★ Volunteerism
- ★ Creativity
- ★ Leadership
- ★ School Spirit
- ★ Teamwork

Students manage the program from start to finish by developing fundraising ideas and then putting their plan into action. Teachers and parents are advisors, but the kids involved have ownership of the fundraiser.

Wishmakers on Campus shows the value of community service by providing a hands-on experience to help raise funds that are necessary to grant wishes while building school spirit and creating partnerships between children and advisors outside of the classroom. This opportunity allows for everyone involved to *Share the power of a wish[®]!*

Making Wishes Come True!

Below are several examples of what the money raised through Wishmakers on Campus could be used for:

\$2,500

★ Can buy a state-of-the-art computer with all the bells and whistles, as well as some much-needed accessories like a desk and chair. Computer wishes represent about four percent of all wishes.

\$1,000

★ Can transform an ordinary little girl into the prima ballerina of her dreams. From dance lessons, to red carpet arrivals at recitals and VIP parties.

\$750

★ Can buy a new dresser and bed for a child's wish for a room redecoration. With the popularity of TV shows like *Extreme Home Makeover*, this type of wish has become increasingly popular!

\$500

★ Can purchase the riding gear and saddle needed for a child to gallop off into the sunset on their very own horse.

\$250

★ Can pay for a wish child and their family to explore the deep seas on a snorkeling excursion.

\$200

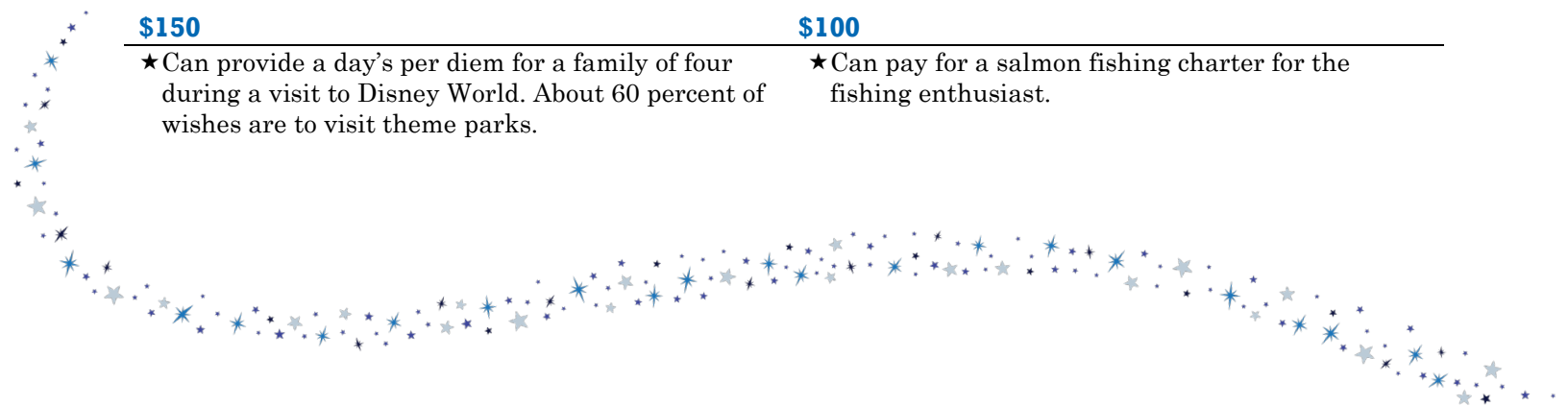
★ Can make a wish child's heart sing with tickets to experience a Broadway show.

\$150

★ Can provide a day's per diem for a family of four during a visit to Disney World. About 60 percent of wishes are to visit theme parks.

\$100

★ Can pay for a salmon fishing charter for the fishing enthusiast.





Wishmaker[®]s ★ ON CAMPUS ★

MAKE-A-WISH[®] FACT SHEET

What is the Make-A-Wish[®] mission?

We grant the wishes of children with life-threatening medical conditions to enrich the human experience with hope, strength and joy.

How and when did the chapter begin?

The Make-A-Wish Foundation of Washington granted its first wish in 1986 to Sarah who wanted to go to Disneyland[®]. In its first year, the chapter granted six wishes and now grants more than 330 wishes annually to children in Alaska and Washington.

How many wishes has the chapter granted?

Since its inception in 1986, the chapter has granted more than 4,250 wishes to children throughout the territory. This year, it will grant 332 wishes to children throughout Alaska and Washington.

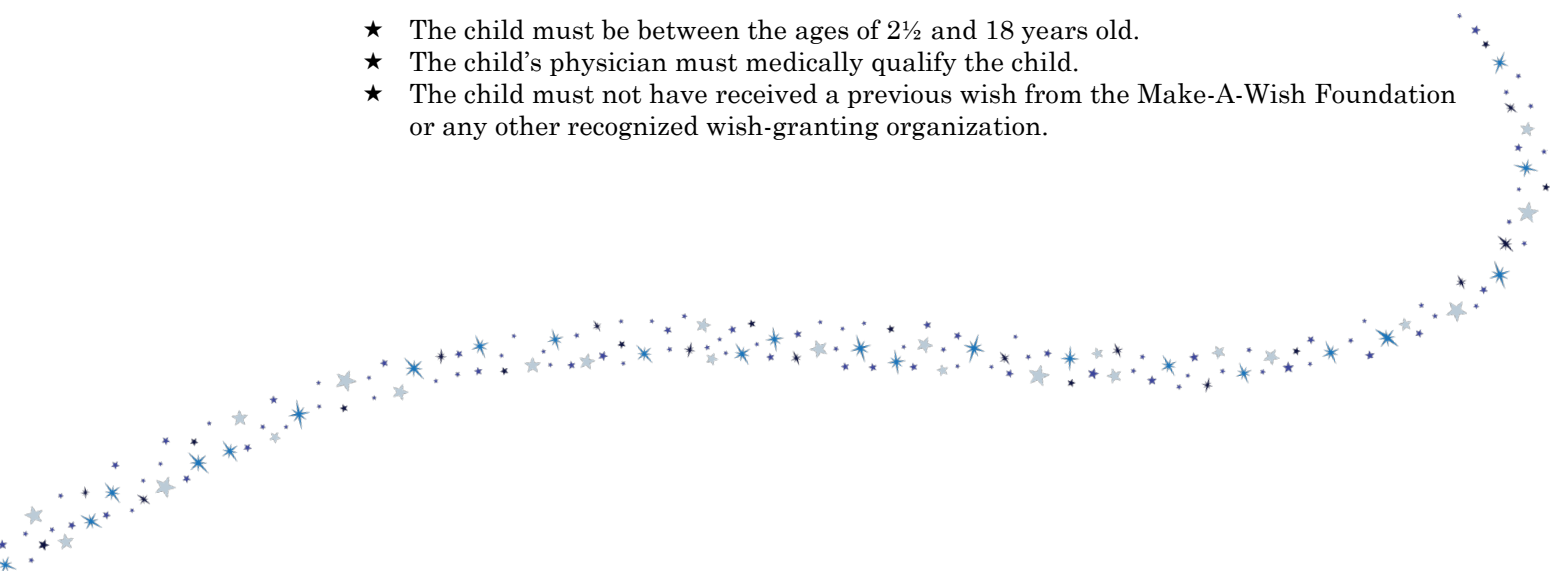
What types of wishes are granted?

The Make-A-Wish Foundation provides spectacular wishes to the children it serves. Most wishes tend to fall into one of four categories:

1. "I wish to have..."
2. "I wish to go..."
3. "I wish to be..."
4. "I wish to meet..."

Who is eligible to receive a wish?

The Make-A-Wish Foundation is a life-affirming organization that focuses on the joy of the wish experience, not the pain and uncertainty of the child's medical condition. Before a wish can be granted, three criteria must be met:

- ★ The child must be between the ages of 2½ and 18 years old.
 - ★ The child's physician must medically qualify the child.
 - ★ The child must not have received a previous wish from the Make-A-Wish Foundation or any other recognized wish-granting organization.
- 

Wishmaker® ★ ON CAMPUS ★

FUNDRAISING IDEAS

Coordinate a Softball, Volleyball, Soccer, Basketball or Flag Football Tournament: Post flyers announcing the tournament. Specifically invite fraternities, sororities, dorms and other student organizations to participate. Ask a local restaurant to donate refreshments or prizes for the winning team. Charge an admission fee for each team. You can also sell official tournament T-shirts.

Sell Stars: Ask the Make-A-Wish Foundation® for stars that can be sold to students for \$1 to \$5. Students then put their name on the star and display it to show support for Make-A-Wish.

Plan a Car Wash: A school or group can work with local gas stations or retailers with big parking lots to plan a “Wash for Wishes” car wash. Ask your local radio station to donate advertising.

Make-A-Wish Money Week: Have departments or clubs compete to see who can make the most money. Check with your local bank or grocery store to see if they would be willing to count your change.

Sell Candy Grams: Students may purchase candy for another student and get a card to fill out with their own personal message. Other items to sell include flowers, cookies, locker signs, etc.

Hold a Walk-A-Thon or 5k: Reserve a fitting location such as your school track, put up flyers in local businesses inviting the community to participate and get refreshments donated from local restaurants. All participants then get their friends and family members to make pledges for each lap they walk or charge a \$5 entrance fee to participate. The student who raises the most money wins a prize!

Host a dinner with notable people: Solicit various notables (coaches, professors, local celebrities, disc jockeys, etc.) to have dinner at people’s homes in exchange for a contribution to the Foundation.

Plan a Benefit Concert with a local band:

Invite local talents or students to perform in a benefit concert. Hold it on campus or at a local bar that will donate the cover charge to the Make-A-Wish Foundation of Alaska & Washington.

Give a Birthday/Holiday Donation: Instead of exchanging gifts at holiday parties, make donations to Make-A-Wish in honor of students and coworkers.

Sell Survivor Kits: During mid-terms or finals, sell “survivor kits” full of munchies to keep up students’ energy during late night study sessions.

Host a Signature Chef event: Solicit chefs to donate their time and cook at someone’s home for a party. Another idea is to have a chef’s tasting event. Charge admission or pay for cooking lessons.


Host a Bowl-A-Thon: Collect pledges based on the number of pins participants hope to knock down. If participants collect five cents per pin per sponsor and score 100, they’ll collect a \$5.00 donation per sponsor. The student who raises the most money wins a prize. Ask your local bowling alley to donate a few lanes for the event. You can also charge a flat fee for each player to participate.

Plan a Halloween, End of Semester, Valentine’s Day, Mardi Gras, or St. Patrick’s Day party for Make-A-Wish: Ask each student to make a \$3 or \$5 donation at the door.

OTHER IDEAS

- ★ Hold a Bake Sale
- ★ Have a Bachelor or Bachelorette Auction
- ★ Have a Dog Wash Day
- ★ Hold a Pumpkin Sale
- ★ Have a Campus Garage Sale
- ★ Hold a Campus Scavenger Hunt

***For all of these fundraising ideas, ask your family, friends, and local businesses to donate items such as prizes for winners or venues for your event.**



Wishmaker[®]s ★ ON CAMPUS ★

WISH PACKS

Create wish packs for wish kids to take on their travel wishes! A wish pack is a backpack filled with age-appropriate items for a wish child to use on his/her magical travel wish adventure. All items must be new. We are unable to use gently used items, food or beverages at this time. Please attach a value to your donation so that we can offer you a receipt for your generous donations.

Girly wish packs

Disney-princess themed backpacks
Backpacks in pink, hot pink or pastel tones
Barbie-themed backpacks
Small photo & autograph books with pen
Disposable camera
Travel games

Disneyland[®] wish packs

Disney-themed backpacks
Chapstick & sunscreen
Disney character sunglasses
Small photo & autograph books with pen
Disposable camera
Mad Libs or other travel games
Small Disney stuffed animal or beanie

Tropical wish packs (Caribbean cruises or Hawaii adventures)

Backpacks: Carry on size in solid or see through colors
Beach towel
Chapstick & sunscreen
Disposable camera
Flip-flops
Plastic toiletry case
Themed photo album
Cool stationery with pen
Travel games: Hand held electronic games or small card games

Other must have items we can always use

Party supplies (especially Disney-themed items)
Cool wrapping paper
Books for children of all ages
Disposable cameras
Games: monopoly, Chutes and Ladders, Uno
Small Lego sets
Teen items: CDs & DVDs
Craft sets: beading kits, scrapbooking sets, cool stickers
Coloring books and crayons or white paper writing tablets
Playing cards (Old Maid, Crazy Eights)



PROJECT PROPOSAL FORM

Thank you for helping make wishes come true through our Wishmakers on Campus® Program. Please complete and return this form by fax or mail at least three weeks prior to your fundraising event.

1. STUDENT INFORMATION

School name: _____

Student name: _____ Year: _____

Mailing address: _____

Preferred phone #: _____ Email: _____

Best way to contact: _____ Best time to contact: _____

Fundraising for a group or club? Please list your group name (i.e. Chi Omega): _____

2. FUNDRAISER INFORMATION

Title of fundraiser (if applicable): _____

Date/Time: _____ Location: _____

What is your goal? \$ _____ Estimated number of participants: _____

Fundraiser description: _____

We request a Make-A-Wish presentation by a representative at our fundraiser* Yes No

* All efforts will be made to fulfill Make-A-Wish® representative requests however it is not always possible.
At least two weeks advanced notice is required for representative requests.

3. MAKE-A-WISH FOUNDATION MATERIALS

ITEM (*As available)	QUANTITY
Make-A-Wish Fact Sheets (limit 4) Generic 8½" x 11" fact sheet describing the Foundation's mission and process by which children's wishes are granted	_____
Make-A-Wish Balloons (limit 10) Blue balloons with a white Make-A-Wish Foundation logo and white balloons with a blue Make-A-Wish Foundation logo	_____
Make-A-Wish Banners (limit 3 each) White banner with a blue Make-A-Wish chapter logo or blue banner with the white Make-A-Wish Foundation logo	_____

4. FUNDRAISING GUIDELINES (Please provide your initials after each paragraph)

1. I understand the Make-A-Wish Foundation does not allow the use of door-to-door or telephone solicitation in any way. ____
2. I will use care when using the Make-A-Wish Foundation name and logo. (Note that “Make-A-Wish” is spelled with a capital “A” and with hyphens. Also, please do not alter our “swirl and star” logo by customizing it to your specific event - such as “Make-A-Cake” for a cake walk.) ____
3. I agree that the first time the name “the Make-A-Wish Foundation®” or “the Make-A-Wish Foundation of Alaska, Montana, Northern Idaho & Washington®” is used, the ® symbol will be used as well. ____
4. I agree to have a Make-A-Wish chapter representative approve all materials that bear or reprints the Make-A-Wish logo or name before I distribute them. This includes, but is not limited to, press releases, posters, flyers, and advertisements. ____
5. I understand the mission of the Foundation is to grant the wishes of children with life-threatening medical conditions. I will not refer to the children as “terminally ill” or “dying.” (Our organization exists to serve these kids and their families and we are always careful to use language which is sensitive to them. The majority of the children for whom we have fulfilled wishes are survivors – we believe their wish has had a positive impact on their well-being.) ____
6. I will consult a Make-A-Wish chapter representative before I contact any company or organization to solicit sponsorships, auction items, or donations of any kind. ____
7. I agree to provide the Make-A-Wish Foundation with the event net proceeds - along with a description of all project expenses and revenues - within **thirty (30) days** after the fundraising event. ____

PROPOSED BY:

APPROVED BY:

Signature of Wishmaker®

Signature of Make-A-Wish Representative

Date

Date

Please mail or fax this completed form and direct questions to:

Washington Office
Dayna Russell
811 First Avenue, Suite 520
Seattle, WA 98104
tel 206.623.5300 | fax 206.623.5333

Alaska Office
Nicole Sheldon
165 E. 56 Avenue, Suite 4
Anchorage, AK 99518
tel 907.258.9474 | fax 907.258.9475

Thank you for helping make wishes come true!



Financial Summary

Congratulations! Now that you have completed your Wishmakers on Campus® fundraiser the last step is to fill out this form and bring it into our office or send it in *with* your donation.

School/Group name: _____

Student name: _____

Address of sponsoring school/group: _____

1. This summary agreement is the financial accounting for the fundraising event, _____, held on (date) _____ and was conducted by _____ on behalf of the Make-A-Wish Foundation® of Alaska & Washington.
2. The total amount raised from these events was \$ _____
3. The total expenses for these events were \$ _____
4. The total contribution from these events is \$ _____

*Please make all checks payable to Make-A-Wish.

Student's Signature _____ Date _____

Please mail this completed form and direct questions to:

Washington Office
Dayna Russell
811 First Avenue, Suite 520
Seattle, WA 98104
tel 206.623.5300 | fax 206.623.5333

Alaska Office
Nicole Sheldon
165 E. 56 Avenue, Suite 4
Anchorage, AK 99518
tel 907.258.9474 | fax 907.258.9475